


# Voltage source inverter and capacitor





## Overview

---

Does a voltage source inverter drive need a power factor correction capacitor?

Motors fed from voltage source inverter drives will produce a displacement power factor of about 0.95 and will not require the use of power factor correction capacitors. The switching of power factor correction capacitors on the distribution system will produce transients of up to 2 times the peak line voltage.

How to wire a voltage source inverter?

For example, voltage source inverter uses an LC filter. The L2 and L2N slot must be jumper wired as shown in Figure 11. Ensure that the capacitor is 20  $\mu\text{F}$  by checking the marking on the capacitor. Insert the control card in the J15-J16 slot. Insert a jumper at J10 if not already populated. Connect a 15-V DC, 1-A power supply at J2.

Does a distribution system affect voltage source inverter drives?

Distribution System Disturbances its Effects on Voltaged Source Inverter Drives. Voltage Source Inverter Drives and the use of Power Factor Correction Capacitors. Abstract - Distribution system power capacities have increased in usage over recent years to keep pace with the expansion and consolidation of many industrial facilities.

What is the boost factor of a switched-capacitor inverter?

In this paper, considering the nature of switched-capacitor inverters and their primary challenges, an 11-level structure with a boost factor of 2.5, along with reduced voltage and current stress, is proposed. This structure requires a single voltage source, 10 switches, 3 capacitors, and 2 diodes.



## Voltage source inverter and capacitor

---



### [Voltage Source Inverter Reference Design \(Rev. E\)](#)

May 11, 2022 · Description This reference design implements single-phase inverter (DC/AC) control using a C2000™ microcontroller (MCU). The design supports two modes of operation ...


### [An eleven level single source switched ...](#)

Aug 24, 2025 · A 17-level quadruple boost switched-capacitor inverter with reduced devices and limited charge current Article Open access 14 March ...



### [Capacitor sizing of three-level neutral point ...](#)

Mar 1, 2024 · Abstract A three-level neutral point clamped (3L-NPC) ...



### [Voltage Source Inverter Drives and the use of Power ...](#)

Jan 31, 2020 · Voltage Source Inverter Drives and the use of Power Factor Correction Capacitors. . Rockwell Automation, Drives Business Abstract - Distribution system power capacities have ...



### A novel single-DC source self-balanced symmetrical capacitors voltage

Feb 1, 2025 · Abstract This paper introduces a novel single-DC source five-level inverter, consisting of six switches, two diodes, and two capacitors. The proposed inverter achieves a ...




### Selecting and Applying DC Link Bus Capacitors for ...

May 16, 2023 · Sam G. Parler, Jr., P.E. Cornell Dubilier Abstract, aluminum electrolytic and DC film capacitors are widely used in all types of inverter power systems, from variable-speed ...



### Voltage Source Inverter : Construction, Phases & Its ...

The external commutation inverters, acquire sources externally from motors or power supply and the self-commutated inverters control the circuit with the help of capacitor function. Self ...





## Capacitor sizing of three-level neutral point clamped voltage source

Mar 1, 2024 · Abstract A three-level neutral point clamped (3L-NPC) voltage source inverter (VSI) topology can be advantageous in electric vehicles with a high DC-link voltage and a high ...



## [Voltage Source Inverter : Construction, Phases & Its ...](#)

Jan 31, 2020 · Voltage Source Inverter Drives and the use of Power Factor Correction Capacitors. . Rockwell Automation, Drives Business Abstract - Distribution system power capacities have ...

## A dual source fed eleven level switched capacitor multilevel inverter

Jan 11, 2024 · The proposed inverter has intrinsic capacitor self-balancing features since the capacitors are connected across the DC voltage source at different times throughout a basic ...



## DC-Link Capacitor Current Modeling and Analysis for Three-Level Voltage

Jun 17, 2021 · As a critical specification for the dc-link design of a voltage source inverter (VSI), the root-mean-square (RMS) value of the capacitor current should be accurately determined. ...



## [A dual source fed eleven level switched](#)

...

Jan 11, 2024 · The proposed inverter has intrinsic capacitor self-balancing features since the capacitors are connected across the DC voltage source ...



## **Capacitor Voltage Fast Control Method for Grid-Connected Current-Source**

May 3, 2025 · Historically, research on grid-connected inverters has mainly focused on voltage source inverters (VSI), and current source inverters (CSI) have received relatively less ...

## **An eleven level single source switched capacitor boost inverter ...**

Aug 24, 2025 · A 17-level quadruple boost switched-capacitor inverter with reduced devices and limited charge current Article Open access  
14 March 2024



## **Contact Us**

---

For technical specifications, project proposals, or partnership inquiries, please visit:  
<https://www.eiei.pl>



## Scan QR Code for More Information



<https://www.eiei.pl>