

# Inverter input voltage control





## Overview

---

How to adjust the output voltage of an inverter?

The output voltage of an inverter can be adjusted by employing the control technique within the inverter itself. This control technique can be accomplished by the following two control methods. Pulse Width Modulation Control.

How does an inverter control a motor?

An inverter uses this feature to freely control the speed and torque of a motor. This type of control, in which the frequency and voltage are freely set, is called pulse width modulation, or PWM. The inverter first converts the input AC power to DC power and again creates AC power from the converted DC power using PWM control.

What is internal control of inverter?

Internal control of Inverter. In this method of control, an ac voltage controller is connected at the output of the inverter to obtain the required (controlled) output ac voltage. The block diagram representation of this method is shown in the below figure.

How to control AC voltage in an inverter?

Basically, there are three techniques by which the voltage can be controlled in an inverter. They are, Internal control of Inverter. In this method of control, an ac voltage controller is connected at the output of the inverter to obtain the required (controlled) output ac voltage.



## Inverter input voltage control

---



### [Three Phase Inverter , Methods of Voltage ...](#)

When the voltage control is done external to the inverter, the line side rectifier must be a phase controlled one. By varying the firing angle the output ...

### [A Unified Control Design of Three Phase ...](#)

Jun 8, 2025 · This article proposes a unified control framework for voltage source inverters (VSIs) operating in both grid-forming and grid-following ...



### **Modulation and control of transformerless boosting inverters ...**

Apr 23, 2025 · Parameters vital for an inverter analysis are listed below. ( $V_{dc}$ ): The input voltage to the B6 bridge. ( $\cos(\Phi)$ ): Power factor. (K): Boosting factor. (M): The ...

### **A Unified Control Design of Three Phase Inverters Suitable ...**

Jun 8, 2025 · This article proposes a unified control framework for voltage source inverters (VSIs) operating in both grid-forming and grid-following modes, integrating current, voltage,



and ...




### Optimal Structures for Voltage Controllers in Inverters

Aug 17, 2018 · Abstract--Output voltage regulation is a primary performance objective in power electronics systems which are not supported by a stiff voltage source. In this paper, we pose ...



### Voltage Control Methods of Inverter - PWM ...

Feb 12, 2022 · The voltage control is primarily achieved by varying the firing angle of the ac voltage controller that feeds the ac load. In this method, ...



### **AKX00057-1**

While the output voltage of a two-level PWM inverter takes either the zero or High level, three-level and multilevel PWM inverters provide the output voltage at multiple levels by dividing the ...






## AKX00057-1

Description Vf characteristics of motors 3.3. Applications of voltage source type and current source type inverters in the market 4.1. Modulation techniques DC AC voltage 6. Two-phase and three-phase PWM modulation 6.2. Two-phase PWM modulation 7.1. Multilevel inverters 7.1.2. More on three-level PWM High side (H/S) 7.3.3. Calculating the turn-on and turn-off losses ( $P_{on}$  and  $P_{off}$ ) of an IGBT 7.3.4. Calculating the FWD reverse recovery loss  $P_{rr}$  RESTRICTIONS ON PRODUCT USE This document describes inverter circuits used for motor control and other applications, focusing on PWM control. It also describes the differences between two-phase and three-phase modulation techniques as well as circuits for drive power supply and power losses in semiconductor devices. See more on [toshiba.semicon-storage.com](http://toshiba.semicon-storage.com) Monolithic Power Systems



## Pulse Width Modulation (PWM) Techniques

Default Description Introduction A common control method in power electronics for managing the output voltage of converters, particularly ...



## CSM\_Inverter\_TG\_E\_1\_1


Mar 27, 2016 · An inverter uses this feature to freely control the speed and torque of a motor. This type of control, in which the frequency and voltage are freely set, is called pulse width ...

## Three Phase Inverter , Methods of Voltage Control of Inverters

When the voltage control is done external to the inverter, the line side rectifier must be a phase controlled one. By varying the firing angle the



output voltage of the rectifier, and hence the ...




### [Voltage Source Inverter Reference Design \(Rev. E\)](#)

May 11, 2022 · Description This reference design implements single-phase inverter (DC/AC) control using a C2000TM microcontroller (MCU). The design supports two modes of operation ...

### [Voltage Control Techniques for Inverters , EEGUIDE](#)

Voltage Control Techniques for Inverters: It has already been mentioned that Inverter Control providing a variable frequency supply to three phase motors should be capable of providing a ...



### [Voltage Control Methods of Inverter - PWM Technique](#)

Feb 12, 2022 · The voltage control is primarily achieved by varying the firing angle of the ac voltage controller that feeds the ac load. In this method, there is a high level of harmonic ...



## Pulse Width Modulation (PWM) Techniques

Default DescriptionIntroduction A common control method in power electronics for managing the output voltage of converters, particularly DC/AC inverters, is pulse width modulation (PWM). ...



## Contact Us

---

For technical specifications, project proposals, or partnership inquiries, please visit:  
<https://www.eiei.pl>

## Scan QR Code for More Information



<https://www.eiei.pl>