


How to connect the wires from the power box to the battery cabinet





Overview

How to connect wires to a car battery?

Assuming you would like a blog post discussing how to connect wires to a car battery: Most cars have a 12-volt battery. To attach wires to it, you will need some basic supplies. You will need a wire stripper, pliers, and electrical tape. It is also helpful to have gloves and safety glasses. First, locate the positive terminal of the battery.

How do you connect a battery to a computer?

Connect the right wires to each connector (of your chosen device) of the two terminals. Connect the positive (red) wire to the battery's positive terminal and the negative (black) wire to its negative terminal. Tighten the wires to each terminal using a pair of pliers or a spanner. Ensure that all the connections are secure.

How do you attach a battery to a terminal?

It's usually better to use some kind of connector (like a bolt or clamp) to attach the wire to the terminal. If you have any other kind of battery (lithium ion, nickel metal hydride, etc.), then taping the wire directly to the terminal should be fine.

How do I attach a wire to a battery?

The first thing to consider when attaching a wire to a battery is what type of connection you need. The two most common types are positive and negative, also known as (+) and (-). Positive connections are typically made on the top of the battery, while negative connections are made on the bottom.



How to connect the wires from the power box to the battery cabinet




[How to Connect Wires to a Battery Terminal: 8 Steps](#)

Sep 4, 2020 · The wire connection to the battery terminal significantly influences the performance of your car. It is the electrical connection of your car and it works like a power house. Just like ...

[How to Connect Wires to a Battery Terminal: 8 Steps](#)

Overview
Preparation
Finding the Battery Terminal
Attaching the Wires to the Battery Terminal
Review the user manual of your car for better locating of the terminal as it should have an illustr...
It has different locations based on the automakers. Generally, it is located near the nose or front or the engine compartment of your vehicle. It is large in size, black in colour, and there are two metal terminals in which the wires are attached.
The owner's manual will help you to locate the battery terminal.
Recognize the positive and negative terminals which are usually coloured.
See more on wikipedi




Videos of How to Connect the Wires From the Power Box to t...

Watch video on thespruce A Handy Visual Guide to Electrical Boxes thespruce 2 months ago
Watch video on wikiHow 24:08 How to Wire a Breaker Circuit wikiHow Jesse Kuhlman 233.5K views 5 months ago
Watch video on amazon 0:47 Smart Battery Box Power Center with USB and DC Ports, Group 24-27 Battery Box for RV, Trailer, Boat... amazon 2.6K views Apr 23, 2024
Watch full video Power Clues



How to Attach Wires to a Battery? (Full ...

Oct 5, 2022 · Of course, you must first attach the wires to the battery. This may seem like a daunting task, but it is actually quite simple. So how to ...




[How To Connect Wires To A Battery Terminal](#)

Feb 12, 2025 · Connecting wires to a battery terminal is a crucial skill for vehicle owners, DIY enthusiasts, and anyone working with electrical systems. Whether installing a car battery, ...

[How to Connect Car Battery Box to Main ...](#)

Aug 30, 2024 · To connect a Car battery box to the main battery, first ensure all switches are off, then connect the positive leads.



[How to Attach Wires to a Battery? \(Full Process\)](#)

Oct 5, 2022 · Of course, you must first attach the wires to the battery. This may seem like a daunting task, but it is actually quite simple. So how to attach wires to a battery? Here is answer!

[Connect the Power Cables](#)

If more battery cabinets are part of the solution,



connect all battery cabinets to the UPS according to the diagram below. NOTE: If the combined short circuit current of the battery cabinets ...



How to connect the wires from the power box to the battery cabinet

How do you connect a battery to a cabinet? Route the ground wire (from the field kit) from the ground stud in one battery cabinet, under the lower battery tray and through the cabinet-to ...

How to do UPS Battery Wiring?

1 day ago · F. Before connecting the battery cables from the battery cabinet to the host, measure the battery voltage with a multimeter, which should be 103.36V, and check if the positive and ...



How to Connect Car Battery Box to Main Battery: Easy Guide

Aug 30, 2024 · To connect a Car battery box to the main battery, first ensure all switches are off, then connect the positive leads.



[How to Connect Multiple Wires to a Battery Terminal](#)

Jun 14, 2023 · If you need to connect multiple wires to a single battery, I'll show you how it can be done. There are several ways you can connect multiple wires to a battery terminal: either ...



[How to connect the power box with battery](#)

How to set up Smart Battery Boxes with two 12 volt batteries in series? First, you will need to install your batteries into the boxes by connecting the positive wire on the underside of the ...

[How to Connect Multiple Wires to a Battery ...](#)

Jun 14, 2023 · If you need to connect multiple wires to a single battery, I'll show you how it can be done. There are several ways you can connect ...



[How To Connect Car Battery Wires?](#)

Oct 18, 2025 · With the rise of electric and hybrid vehicles, traditional battery-powered cars are still widely used, and knowing how to connect car battery wires is essential for any car owner. ...



Contact Us

For technical specifications, project proposals, or partnership inquiries, please visit:
<https://www.eiei.pl>

Scan QR Code for More Information



<https://www.eiei.pl>