

220V UPS battery cabinet installation





Overview

How to install UPS & battery cabinet?

1. Installation sequence is as follows: 1.1 First, determine the installation location of the UPS and battery cabinet upon arrival at the site. 1.2. Install the battery connection Wires.

How to install ups?

Installation should be performed only by qualified personnel. Chapter 3 UPS Installation Plan and Unpacking for cabinet dimensions, equipment weight, wiring and terminal data, and installation notes. Do not tilt the cabinets more than $\pm 10^\circ$ during installation. If perforated floor tiles are required for ventilation, place them in front of the UPS.

How do I install a ups power terminal cover?

Using the hardware provided, install the terminal cover base to the back panel of the UPS using the existing cabinet screw holes (see Figure 12). Proceed to paragraph 4.4 External Battery Cabinet Installation. Figure 11. UPS Power Terminal Cover Parts Conduit Landing for AC Input, Output, and Bypass, DC Input, and REPO.

How do you connect a ups to an accessory cabinet?

Without accessory cabinets, conduit and wiring enter from the bottom of the UPS conduit landing plate. With accessory cabinets, wiring can be installed between the UPS and accessory cabinets by using conduit or by routing wiring through the power terminal cover base wiring channels. Install conduit for UPS input and output wiring.



220V UPS battery cabinet installation

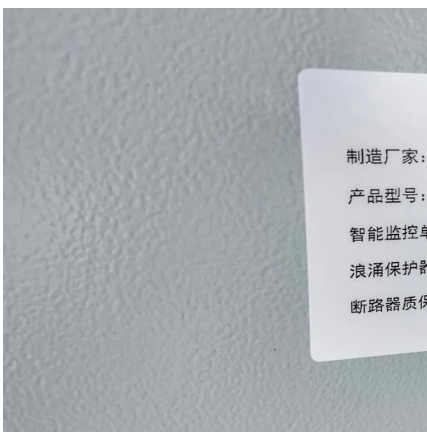


[Liebert® ITA2 Battery Cabinet Installer/User Guide](#)

Feb 20, 2018 · The battery cabinet may be installed in a rack or tower configuration, and a maximum of five battery strings can be connected to the UPS. When introduced, the battery ...

[Eaton 93E UPS Generation 3 \(20-30 kVA, 208V/220V\) ...](#)

Aug 24, 2024 · Battery backup protection with additional runtime can be provided by equipping the UPS system with up to two External Battery Cabinets (EBCs) containing sealed lead-acid, ...



Installation Procedure for UPS and Lithium-ion Battery Cabinets

For moving or decommissioning the UPS or the Lithium-ion battery cabinets after installation has been completed, see Decommission or Move the UPS to a New Location or Decommission or ...

[Installing a UPS Cabinet](#)

Secured Installation Determine the UPS cabinet installation position. Draw mounting holes in the installation position according to the drawing. Figure 3-7 Mounting holes (unit: mm) Drill holes

...




Eaton Top Wiring Kit for Type S Battery Cabinet installation ...

Mar 31, 2025 · The top wiring kit bolts to the top of the Samsung battery cabinet and provides customer landing terminals for DC power, an AC power terminal block for the battery cabinet ...



[How to Do UPS Battery Wiring: Step-by-Step Guide for ...](#)

4 days ago · Learn how to wire UPS batteries safely with our detailed step-by-step guide. From installation location to proper battery connection and wiring tips, ensure a secure and efficient ...



[VERTIV LIEBERT ITA2 INSTALLATION MANUAL Pdf Download](#)

View and Download Vertiv Liebert ITA2 installation manual online. Battery Cabinet 8-10kVA, 60Hz, 208/220V. Liebert ITA2 ups pdf manual download.





Installation specification for UPS battery cabinets and racks

Aug 7, 2024 · UPS battery cabinet and battery rack installation specifications. UPS battery cabinet is an intelligent power distribution cabinet that comprehensively collects all energy data for the ...




UPS Battery Cabinets

Mar 5, 2025 · Introduction This manual contains information intended to help owners and operators understand how to safely and properly prepare, install, and operate ZincFive ...

How to Do UPS Battery Wiring: Step-by-Step Guide for Safe Installation

4 days ago · Learn how to wire UPS batteries safely with our detailed step-by-step guide. From installation location to proper battery connection and wiring tips, ensure a secure and efficient ...



[/15/20KVA UPS Battery Cabinet Installation and ...](#)

Jan 9, 2025 · SAVE THESE INSTRUCTIONS This manual contains important safety instructions. Read all safety, installation and operating instructions before installing the Battery Bank. This ...



Contact Us

For technical specifications, project proposals, or partnership inquiries, please visit:
<https://www.eiei.pl>

Scan QR Code for More Information



<https://www.eiei.pl>